



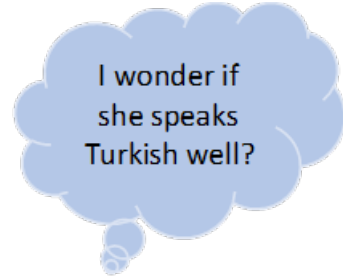
## Station 3: Speaking about your language portraits

Name: \_\_\_\_\_

In this activity, you will talk with your partner about your language portraits.

### Warm up

Before we start, think about what you would like to know about your partner's languages...



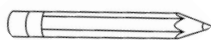
### Vocabulary review

To talk about your language portraits, you will need to use vocabulary words for **colors** and **body parts**. Can you remember these?

#### Colors

Connect the colored pencils to the correct color words. Add the missing colors to the blanks. What is your favorite color? What other colors can you add to the list?

		<table border="1" style="border-collapse: collapse; width: 100px;"> <tr><td style="padding: 2px;">red</td></tr> <tr><td style="height: 20px;"></td></tr> <tr><td style="padding: 2px;">green</td></tr> <tr><td style="padding: 2px;">black</td></tr> <tr><td style="height: 20px;"></td></tr> <tr><td style="padding: 2px;">pink</td></tr> <tr><td style="padding: 2px;">gray</td></tr> <tr><td style="padding: 2px;">purple</td></tr> <tr><td style="height: 20px;"></td></tr> <tr><td style="padding: 2px;">blue</td></tr> <tr><td style="height: 20px;"></td></tr> </table>	red		green	black		pink	gray	purple		blue	
red													
green													
black													
pink													
gray													
purple													
blue													

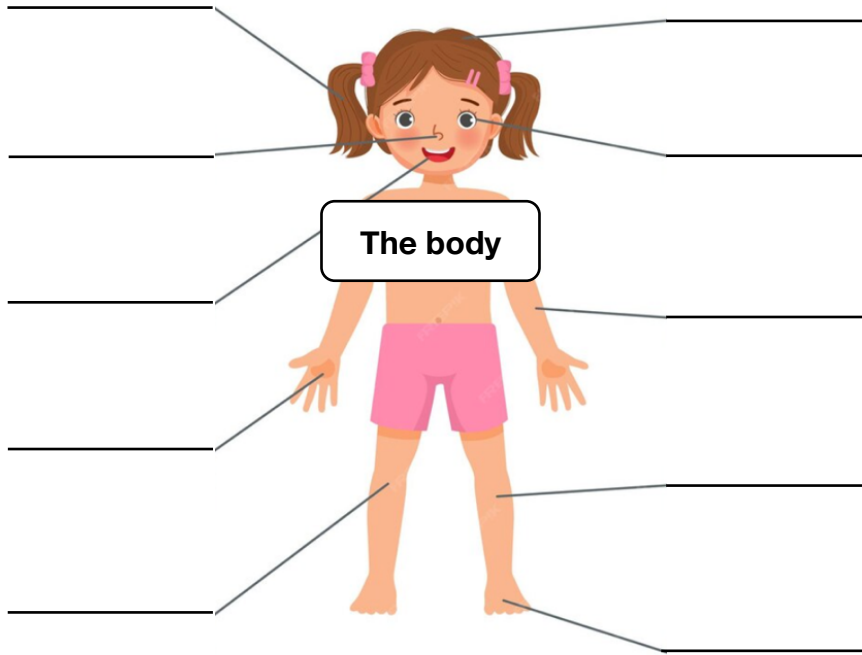


\_\_\_\_\_




### Body parts

Write the vocabulary words for body parts next to the line. Add at least 3 more lines and body parts!



Finished the exercise:





**Pre-Speaking**

Plan the questions you will ask your partner about their language portrait.  
 In the examples below, you see an answer to a question. What questions could you ask to get these answers? Write them down. Then complete your response.

<b>1.</b>	<b>Question:</b>	<i>What are your favorite languages?</i>
<b>Answer:</b>	My favorite languages are _____ . (add your response)	
<b>2.</b>	<b>Question:</b>	_____ ?
<b>Answer:</b>	My favorite color is _____ . (add your response)	
<b>3.</b>	<b>Question:</b>	<i>Do you ...</i> _____ ?
<b>Answer:</b>	No, I don't speak _____ . (add your response)	
<b>4.</b>	<b>Question:</b>	_____ ?
<b>Answer:</b>	Yes, my mother/father speaks _____ _____ . (add your response)	
<b>5.</b>	<b>Question:</b>	<i>What color ...</i> _____ ?
<b>Answer:</b>	I drew my leg _____ (add a color).	
<b>6.</b>	<b>Question:</b>	<i>Where ...</i> _____ ?
<b>Answer:</b>	German is in my _____ . (add body part)	
<b>7.</b>	<b>Question</b>	<i>Why ...</i> _____ ?
<b>Answer:</b>	_____ (add language) is in my head because _____ _____ (add reason).	

*Add your own questions and responses!*

<b>Question:</b>	_____ ?
<b>Answer:</b>	_____ .
<b>Question:</b>	_____ ?
<b>Answer:</b>	_____ .




### Speaking

Now it's time to get in pairs. Ask your partner questions about their languages and their language portrait. Use the questions you wrote above. Write down their responses in the table below.

When you are finished, switch roles.

<b>My partner's name</b>	
<b>favorite language(s)</b>	
<b>favorite color(s)</b>	
<b>Languages spoken</b>	
<b>languages spoken by parents</b>	

Finished the exercise:



Feedback from teacher: \_\_\_\_\_

\_\_\_\_\_